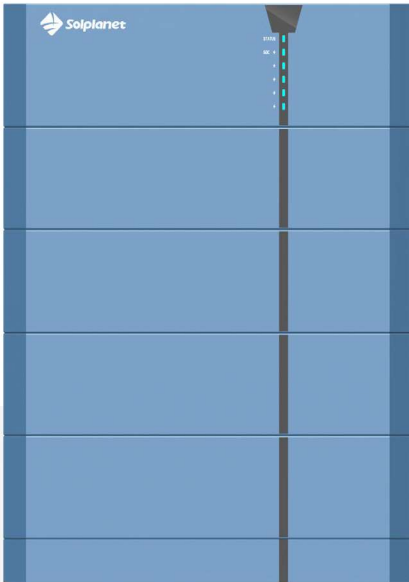


Ai-HB G2 Series



Models:

Ai-HB 075A	Ai-HB 150A
Ai-HB 100A	Ai-HB 175A
Ai-HB 125A	Ai-HB 200A



Safety

- Modular design with plug-in connections
- Quick connections between battery and inverter
- Quick & easy-to-install with basic tools
- Steady and anti-dumping design



Reliable

- IP65 rated design
- Cell-level monitoring
- LFP safe technology
- All-round BMS protection



User-friendly

- Stackable and Expandable up to 81.92 kWh (supporting 8 modules per unit, 4 units in parallel)
- Multi-use applications: self-consumption, peak shaving, time of use tariffs
- Online monitoring via Solplanet apps

Technical Datasheet

Ai-HB 075A

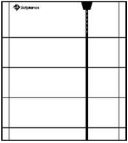


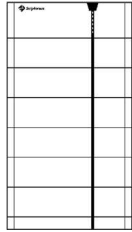
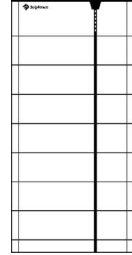
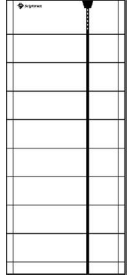
Ai-HB 100A

Ai-HB 125A

Ai-HB 150A

Ai-HB 175A

Ai-HB 200A

System Data	Battery designation						
	Battery module	HB051050A					
	Cell type	LiFePO4					
	Module quantity	3	4	5	6	7	8
	Nominal energy ¹	7.68 kWh	10.24 kWh	12.8 kWh	15.36 kWh	17.92 kWh	20.48 kWh
	Usable energy ²	6.91 kWh	9.21 kWh	11.52 kWh	13.82 kWh	16.12 kWh	18.43 kWh
	Nominal voltage	153.6 V	204.8 V	256 V	307.2 V	358.4 V	409.6 V
	Operating voltage	120 V ~ 175.2 V	160 V ~ 233.6 V	200 V ~ 292 V	240 V ~ 350.4 V	280 V ~ 408.8 V	320 V ~ 467.2 V
	Max. charging current	25 A					
	Max. discharging current	30 A					
General Data	Dimensions (W / D / H)	540*390*600 mm	540*390*730 mm	540*390*860 mm	540*390*990 mm	540*390*1120 mm	540*390*1250 mm
	Weight	106.5 kg	137 kg	167.5 kg	198 kg	228.5 kg	259 kg
	Battery module weight	30.5 kg					
	Installation location	Indoor / Outdoor					
	Mounting method	Floor mounted					
	Operating temperature range	Charge: 0 ~ 50 °C Discharge: -20 °C ~ 50 °C					
	Storage temperature range	-20 °C ~ 45 °C					
	Cooling concept	Natural convection					
	Degree of protection	IP65					
	Relative humidity	5 ~ 95 %, non - condensing					
Communication	CAN						
Certification	IEC 62619 / EN 61000 IEC 62040 / UN38.3						
Life cycle ³	6000 times						

1. Nominal energy is defined under the following conditions: cell voltage 2.5 ~ 3.65 V, 0.5C charge & discharge at +25 °C.

2. Usable energy is defined under the following conditions: 90 % DOD, 0.5C charge & discharge at +25 °C. Usable energy may vary depending on discharge, charge, environmental conditions and SOC % limits defined by the user.

3. Life cycle is defined under the following conditions: 80 % DOD, 0.2C charge & discharge at +25 °C.

Version: July 2023

